







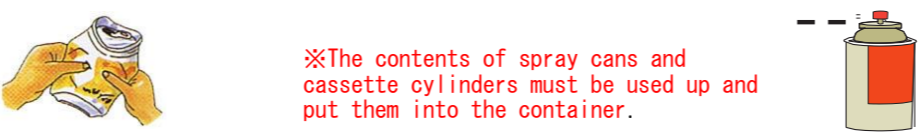










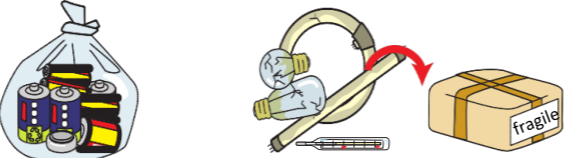


Rules of Disposal at Garbage Collection Sites

※Let's Work Together to Keep Our Town Clean!

Category	Main items	The rules
Burnable Garbage 	<ul style="list-style-type: none"> ●Kitchen waste, Paper waste ●Woods, Branches ●Stuffed toy ●Plastic items without ♻️ logo ●Video tapes, cassette tapes ●CD, MD, DVD ●Leather, Fabrics  <p>※The maximum size of the plastic bag is 45 liters. The garbage of bigger than that is collected as the oversized garbage. Please call the Clean Center</p>	<ul style="list-style-type: none"> ●Drain the garbage well and put it in a plastic bag. ●Keep the plastic bags at a weight that can be picked up with one hand and close the opening tightly before disposing them. ●Dispose branches and trees within 40cm long and 5cm wide only. Please tie them up tightly. ●Take off the mud from the plants.
Plastic Containers 	<ul style="list-style-type: none"> ●Plastic, Vinyl, Rubber, Styrofoam ●Caps and labels of PET bottles ●Plastic containers and wrappings with the plastic identification mark such as ♻️ 	<ul style="list-style-type: none"> ●Use transparent or semi-transparent plastic bags. ●Be sure to use up all the contents. If the items are dirty, wipe or wash them before putting them out.
Glass Bottles 	<ul style="list-style-type: none"> ★Bottles (for drinks, foods, seasonings, cosmetic) ★Bottles of cosmetics and pills/tablets <p>Take off the cap or cor</p>  <p>Rinse the inside with</p> <p>Distinguish the bottles by color to put into the containers of three different colors.</p> <p>clear or white brown others color</p> 	<ul style="list-style-type: none"> ●Put bottles into the container directly. ●If it is possible, sake bottles, beer bottles and other returnable bottles should be returned to the store where they were purchased.
Emptied Cans 	<ul style="list-style-type: none"> ★Empty metal cans for beverages or food items ★Spray cans ★Cassette cylinders <p>※Pans and flying pans should be disposed as non-burnable garbage on the collection day.</p>  <p>※The contents of spray cans and cassette cylinders must be used up and put them into the container.</p>	<ul style="list-style-type: none"> ●Put cans into the container directly.
Non-burnable Garbage 	<ul style="list-style-type: none"> ★Ceramics ★Pans, frying pans ★Umbrellas, Electric bulbs, Scissors ★Small household appliances ★Disposable lighters  <p>※The maximum size of the plastic bag is 45 liters. The garbage of bigger than that is collected as the oversized garbage. Please call the Clean</p>	<ul style="list-style-type: none"> ●Wrap the dangerous or breakable items (i.e. glass, ceramics, knives) in paper. And attach a notice saying キケン (danger) on it. ●Be sure to remove any dry-cell batteries, kerosene or fuel before disposal. ●Use up all contents of disposable lighters. ●For woods and leaves segment, cut within in 40cm length and tie them up tightly in 5~15cm thick.
Recyclable Garbage 	<ul style="list-style-type: none"> ★Newspapers ★Cardboard ★Old Clothes and Fabrics ★Magazines ★Paper Cartons  <p>Paper with this</p> <p>Used papers and clothes are recyclable and valuable resources.</p>	<ul style="list-style-type: none"> ●For newspapers and cardboard, fold and bundle them with cord/string crosswise. ●For paper cartons, if the interior is processed with aluminum or wax coating →Burnable Garbage.
Oversized Garbage 	<ul style="list-style-type: none"> ★Large Furniture ★Large-sized electrical appliances (No collection for specified determined items. See Notice※) ★Bicycles  <p>Request in advance and fees charged.</p> <p>Call the Clean Center 072-768-1062</p>	<ul style="list-style-type: none"> ●Kerosene stoves must be emptied of kerosene and batteries before being put out as a garbage. ●For woods and leaves segment, cut within 100cm length and tie them up in 15cm thick.
PET Bottles 	<ul style="list-style-type: none"> ★PET bottles with the PET recycle mark  <p>Remove caps and labels</p>  <p>Rinse the</p> <p>Flatten plastic PET</p>	<ul style="list-style-type: none"> ●To make recycle easily, please rinse out and drain off the water. ●The bottles without recycle logo and the caps of the bottle should be disposed on Plastic containers collection day. ●Put bottles into the container directly.
Harmful Garbage 	<ul style="list-style-type: none"> ★Dry-cell batteries ★Fluorescent lights ★Mercury Thermometers <p>Put the batteries into the transparent</p>  <p>Wrap the dangerous or breakable items in paper. And attach a notice saying フレモノ (Fragile) on it.</p>	<ul style="list-style-type: none"> ●Wrap the dangerous or breakable items (i.e. fluorescents lights, electric bulbs and thermometers) in paper. And attach a notice saying フレモノ (Fragile) on it. ●Put the batteries into the transparent bag. ●The batteries and fluorescent lights should be into the different bags. ●Button-type batteries and rechargeable batteries are not collected. Please bring them to a retailer with a collection box installed.

<Rules for putting out garbage and recyclables>

1) Dispose of garbage by 8:45 a.m. on the collection day. 2) Keep clean of your collection site with your neighbors. 3) Call the Clean Center in advance to request collection of oversized garbage or large amount at one time due to moving to a different residence. (Require Fees)

Items that are not collected by Clean Center: Motorcycles/Electric Bicycles, Batteries, Tires, Agricultural Machineries, Pianos, Tatami Mats, Blocks, Cements, Fire extinguishers, kerosene, etc.

Construction Waste: Ask the company that provided construction services to handle any garbage produced as a result of professional installations.

Air conditioners, Televisions, Refrigerators and Freezers, Washing Machines, Drying machine and PC: Consult a store where you purchased the item/ the replacing item was purchased. (Require fees)

For further information please contact the Clean Center (072-768-0818)